



Extending Dining Table Seating Guide

Inset Legs (140cm - 200cm)

Berrydesign's extending dining tables, seamlessly extend allowing additional guests to be seated with the greatest of ease. Our "Butterfly" extension mechanism gives you the flexibility to have a table that changes length to suit your seating plans and remain smaller for most of the year taking up less space.

Our dining table range includes extendable or fixed top tables with legs inset under the table top, elegantly freeing up the corners of your dining table, affording you and your guests a maximum amount of leg space. With our wider table sizes you will be able to seat two people at either end.

Available inset leg table designs: Clifton, U, Apex, Brunel.


In order to seat six people we would recommend a dining table length of 180cm upwards.

Most of our extension flaps are 55cm, which seat two extra people, so two extension flaps would seat four extra people. See each dining table design's product page for more information, dimensions and specification.

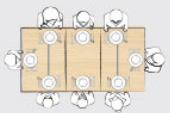
Please find below our recommended seating plan for different dining table sizes. Plan based on a minimum of 55cm spacing.

140cm Table Length (closed)
Place setting 55cm (minimum)

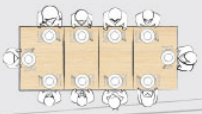
4 People
140cm



8 People
140cm (195cm)

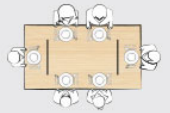


10 People
140cm (195/250cm)

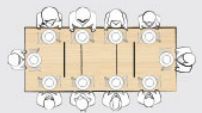


180cm Table Length (closed)
Place setting 55cm (minimum)

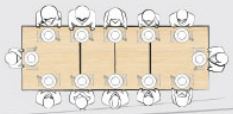
6 People
180cm



10 People
180cm (235cm)




12 People
180cm (235/290cm)




160cm Table Length (closed)
Place setting 55cm (minimum)

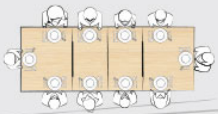
4 People
160cm



8 People
160cm (215cm)




10 People
160cm (215/270cm)

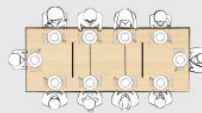


200cm Table Length (closed)
Place setting 55cm (minimum)

6 People
200cm



10 People
200cm (255cm)



12 People
200cm (255/310cm)

